



HOSHIZAKI

IM-130PE-32

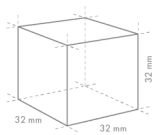
Cuber, Self Contained

Production Capacity (kg/24h) approx. (AT 10°C, WT 10°C): 108

Storage bin capacity (kg): 50



ICE TYPE: Extra large cubes - 32



Cube Size: **XL-32**
Weight: 31 g

ACCESSORIES INCLUDED

Scoop, legs, installation kit

OPTIONAL ACCESSORIES

4HC-H water filtration, scoop holder kit, UV-C sanitization kit, internal drain pump (Pump motor kit and bracket)

CORRESPONDING WATER FILTERS

4HC-H Single Water Filter, 4HC Replacement Cartridge

PRODUCT SERIES: IM CUBE
ITEM NUMBER: M115-D003
COUNTRY OF ORIGIN: UK

Hoshizaki IM-130PE-32 Cube model is a self-contained ice maker producing up to 108 kg of cube ice per 24 hours.

Ice cube dimensions and weight - disclaimer: The drawing is for illustration purposes only. Cube size and weight may differ due to local installation conditions.

- Ice making system with an automatic rinse cycle
- Each ice cycle is made with fresh water
- Closed Cell System helps produce compact, hard and geometrically perfect ice
- Closed water circuit for contamination protection
- Easy external access to control panel
- UV-C sanitization function is retrofittable
- Internal drain pump is retrofittable
- System comes with a magnetic DC water pump with variable speed that has no direct coupling, which prevents any leakage
- Cleanable air filter
- Removable door gasket
- Easily removable water pan assembly

WARRANTY PERIOD

**3 Years on Parts & Labour -
based on country agreement**

EXTERIOR

**Stainless steel AISI 430, Galvanized steel
(Rear)**

Refrigerant: R290 / Refrigerant (kg): 0.14 / CO2 equivalent (kg): 0.42

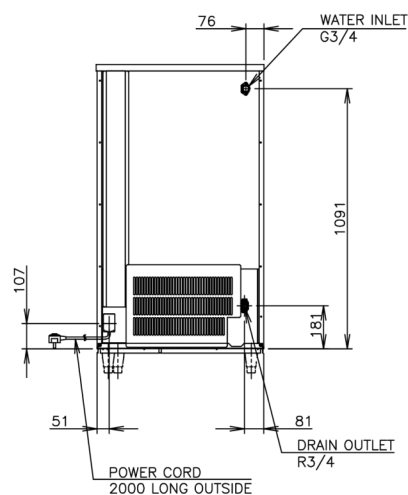
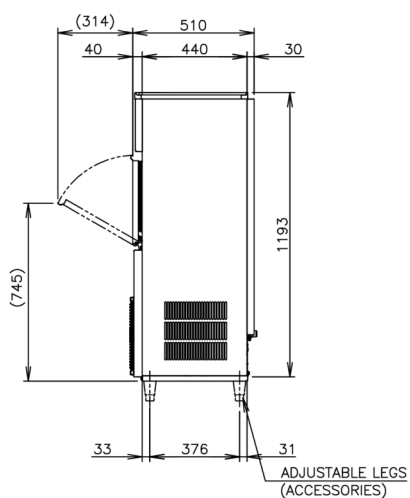
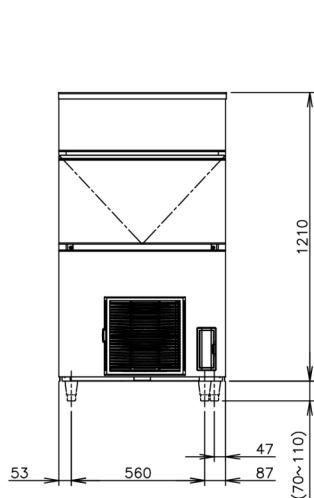
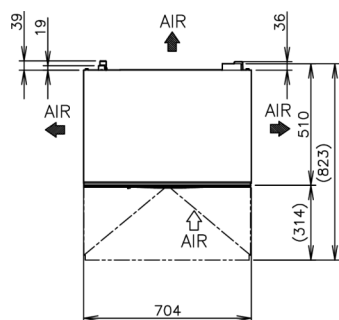
OPERATING CONDITIONS

Ambient Temp.: 1-40°C, Water Supply Temp.: 5-35°C, Water Supply Pressure: 0.07-0.8MPa (0.7-8bar), Voltage Range: Rated Voltage $\pm 6\%$

CERTIFICATIONS



IM-130PE-32



TECHNICAL SPECIFICATIONS

Cooling System	Production Capacity (kg/24h) approx. (AT 10°C, WT 10°C)	Production Capacity (kg/24h) approx. (AT 21°C WT 15°C)	Production Capacity (kg/24h) approx. (AT 32°C WT 21°C)	Power Supply	Electrical Circuit Breaker Protection (A)	Electric Consumption (kW)	Water Consumption (m3/24h) approx. (AT 10°C WT 10°C)	Heat Rejection (AT 32°C, WT 21°C) (kW)
Air Cooled	108	98	91	1/220 - 240V/50Hz	5	0.615	0.4	1.45

SHIPPING SPECIFICATIONS

Dimensions W x D x H (mm), legs excluded	Dimensions of Legs (mm)	Net Weight (kg)	Dimensions, Packed, W x D x H (mm)	Gross Weight, Packed (kg)	Volume Packed (m3)
704 x 506 x 1210	for legs add 70-110mm	72	805 x 580 x 1375	84	0.642

Disclaimer: Every effort has been made to ensure that the information contained in this spec sheet is accurate at the time of publishing. Hoshizaki Europe BV assumes no responsibility or liability for typographical errors or omissions or for any misinterpretation of the information within the publication and reserves the right to change without notice.

Please observe: This type of icemaker is on special order only. Please take longer lead times into consideration.



WolfLabs

Pricing on any accessories shown can be found by keying the part number into the search box on our website.

The specifications listed in this brochure are subject to change by the manufacturer and therefore cannot be guaranteed to be correct. If there are aspects of the specification that must be guaranteed, please provide these to our sales team so that details can be confirmed.

www.wolflabs.co.uk

Tel : 01759 301142

Fax : 01759 301143

sales@wolflabs.co.uk

Please contact us if this literature doesn't answer all your questions.